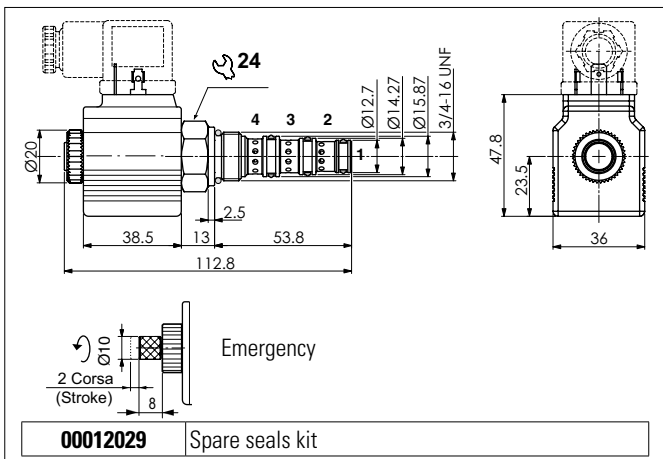


SOLENOID VALVES 4 WAY 2 POSITIONS



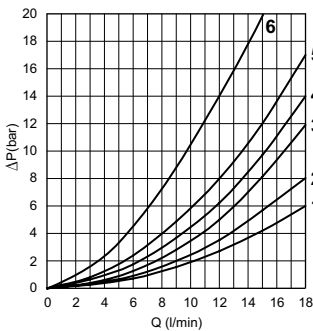
Connector to be ordered separately, see sect. 20

The electric valve is a 4-way 2-position directional electrically controlled valve.
Slight leakage is tolerated for this type of valve.
Available in 5 layouts.
The valves work with DC coils whereas RAC coils with a connector with incorporated rectifier must be used for AC applications.
The sleeve is in galvanised steel. The plunger is in tempered and ground steel.

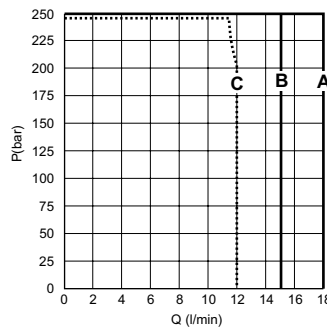
HYDRAULIC FEATURES

Max. working pressure	250 bar
Max. Flow	18 l/min
Max. excitation frequency	2 Hz
Duty cycle	100% ED
Hydraulic fluid	DIN 51524 Mineral oils
Fluid viscosity	10 ÷ 500 mm ² /s
Fluid temperature	-25°C ÷ 75°C
Ambient temperature	-25°C ÷ 60°C
Max. contamin. level class with filter	ISO 4406:1999 - class 19/17/14
Type of protection (in relation to the connector used)	IP 65
Weight	0.34 kg
Cartridge tightening torque	25 ÷ 30 Nm
Emergency P1 tightening torque	7 Nm
Cavity (3/4 - 16 UNF)	CD018001 (See section 17)

PRESSURE DROPS



LIMIT OF USE



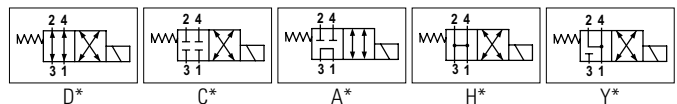
Spool type	Connections (pressure drops)			
	3→1	3→2	3→4	2→1
D	—	5	5	3
C	—	—	4	3
A	2	6	—	3
H	2	—	4	1
Y	—	—	5	3

Curve No.

Spool type	Limits of use - inlet flow port 3	
	Pressure in 2	Pressure in 4
D	A	A
C	A	A
A	B	C
H	—	A
Y	—	A

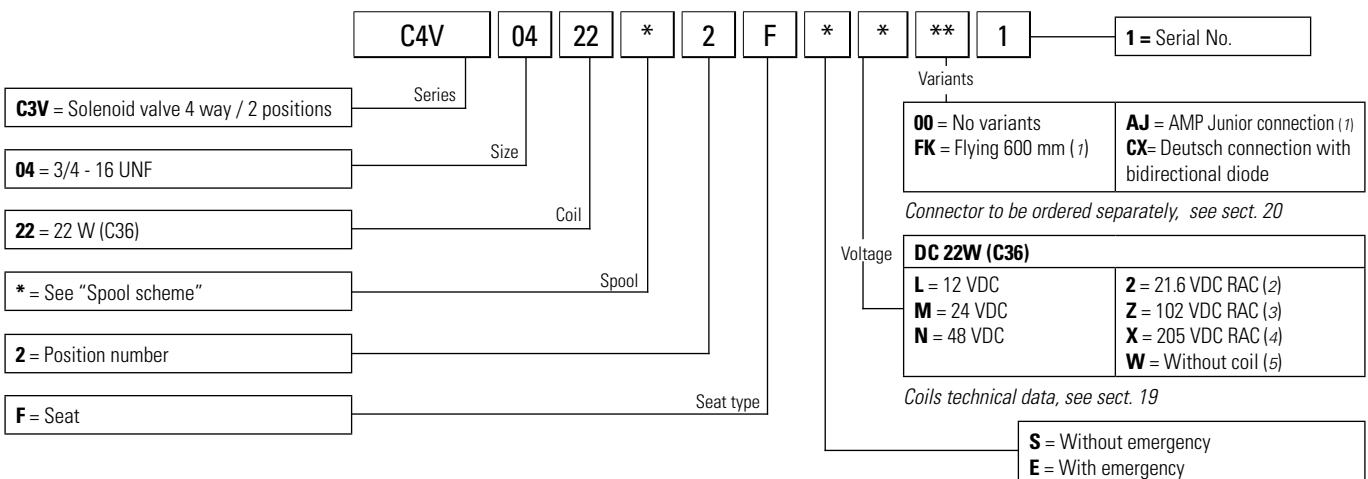
Curve No.

SPOOL SCHEME



The tests were carried out with the solenoids 22W at operating temperature, with a supply voltage 10% below nominal value and with a 40°C fluid temperature.
The fluid used is a mineral oil with viscosity of 46 mm²/s at 40°C.

ORDERING CODE



(1) Only voltages 12 VDC - 24 VDC

(2) With rectifier: 24VAC/50-60Hz

(3) With rectifier: 115VAC/50Hz - 120VAC/60Hz

(4) With rectifier: 230VAC/50Hz - 240VAC/60Hz

(5) Performance are guaranteed only using valves completed with BFP coil