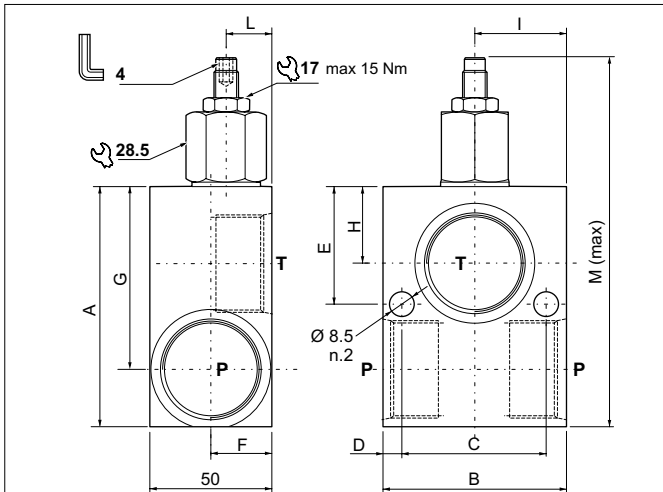


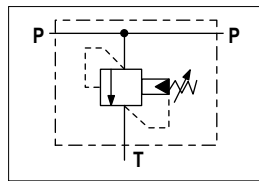
PILOT OPERATED PRESSURE RELIEF VALVES - IN-LINE MOUNTING



CODE	P - T Attacchi/Ports	A	B	C	D	E	F	G	H	I	L	M
VMP12012	3/4" BSP	92	50	37	6	12.5	31	71.5	35	25	31	145.4
VMP12016	1" BSP	100	77	60	8.5	49	25	76	32	38	17	154

The pilot-operated relief valve limits the pressure in the hydraulic circuit. Slight leakage is tolerated for this type of valve. It raises the safety level by making it impossible for the plant operators to set a higher pressure rating, than that specified in the catalogue. It has a pack spring with a mechanical stop. It has a high-resistance aluminium body. The cartridge is in galvanised steel.

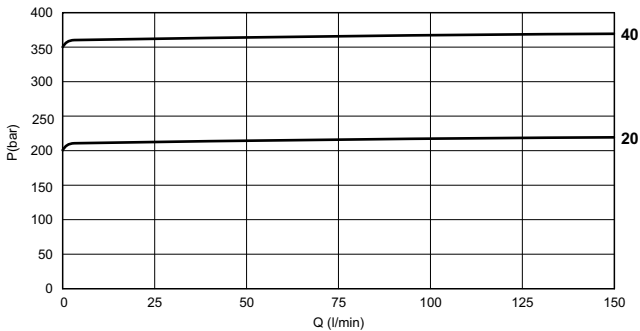
HYDRAULIC SYMBOL



HYDRAULIC FEATURES

Max. working pressure	350 bar
Max. Flow	150 l/min
Hydraulic fluid	DIN 51524 Mineral oils
Fluid viscosity	10 ÷ 500 mm ² /s
Fluid temperature	-25°C ÷ 75°C
Ambient temperature	-25°C ÷ 60°C
Max. contamin. level class with filter	ISO 4406:1999 - class 19/17/14
Weight	0.65 kg (3/4 BSP) 0.91 kg (1 BSP)
Cavity	(1" - 14 UNS) - Ø 19.05 mm

PRESSURE-FLOW RATE



Fluid used: mineral based oil with viscosity 24 mm²/s at 50°C.

ORDERING CODE

